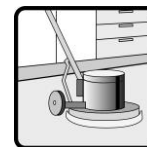



# Product Information Sheet



## ALL ROUND

### Encapsulating Carpet Shampoo



## Product

- ✓ Safe for use on wool fibres.
- ✓ Removes stains that would normally require spotting prior to shampooing
- ✓ Inbuilt polymer offer encapsulated fibre protection
- ✓ Embodies solvents that remove oily stains and soils
- ✓ Brightens hard to clean carpet fibres
- ✓ Generates low moisture "Dry Foam" that leaves carpet dry minutes after cleaning



Carpet shampoo with encapsulating technology and fabric protector, specially developed to provide ultimate cleaning performance, particularly on greasy and heavily stained carpet. Suitable for use on synthetic and wool carpets and as general upholstery spotter. The primary application is with carpet bonnets however it can be used with shampoo machine, Duplex, Rotawash or Wizard machine.

## Technical

Colour	Pale green
Odour	Cologne
pH	9.00 – 10.00

Product Code	Outer Pack	APN
CHRC-199015A (5L)	3	9324828000532
CHRC-199015 (15L)	1	9324828001549

## Application

Task	Method
Carpet Spotter	<ol style="list-style-type: none"><li>1. Thoroughly vacuum the carpet using a recommended upright vacuum cleaner.</li><li>2. Dilution: 1 to 5 parts water</li><li>3. Pre-test the solution before use. Apply it in an inconspicuous area and cover with a clean white towel. Leave for 5 minutes and check the towel for colour transfer.</li><li>4. Blot as much excess liquid as possible or remove solid soil before cleaning.</li><li>5. Using a trigger spray apply the solution to the outside edge of the stain. DO NOT over saturate carpet.</li><li>6. Work product towards the middle of the stain with a clean white towel. DO NOT spread the stain by scrubbing with a sponge.</li><li>7. Leave the product to remain on the stain for 2 minutes.</li><li>8. Using a clean, wet, white towel blot the treated area. Repeat the process until no more soils come up in the towel.</li><li>9. Rinse the treated area with cold water and blot or extract.</li><li>10. Repeat above until all stain is removed.</li></ol>

Version: 3 Page 1 of 2

Research Products recommends you obtain and read the Safety Data Sheet (SDS) before using any product, available from [www.oateslaboratories.com.au](http://www.oateslaboratories.com.au). This Product Information Sheet is offered without guarantee as the conditions and method of application of this product are beyond our control.



**E.D. Oates Pty Ltd** ABN 61 004 329 462  
13-21 Maygar Boulevard, Broadmeadows VIC 3047  
Customer Service: 1300 669 686 | Website: [www.oateslaboratories.com.au](http://www.oateslaboratories.com.au)

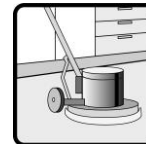

Oates is a division of GUD Holdings Ltd (ABN 99 004 400 891)

# Product Information Sheet



## ALL ROUND

### Encapsulating Carpet Shampoo



Carpet Shampoo	<ol style="list-style-type: none"><li>1. Thoroughly vacuum the carpet using a recommended upright vacuum cleaner.</li><li>2. Dilute ALL ROUND depending on soil level. Heavy soil: 1 to 15 parts water Medium soil: 1 to 25 parts water Light soil: 1 to 40 parts water Pre-test the solution in an inconspicuous area before use.</li><li>3. Dilute ALL ROUND as required and pre-spray area approximately 10 – 20 m<sup>2</sup> of carpet.</li><li>4. Soak pad in bucket with the diluted solution and attach to rotary scrubber (use a slow-speed rotary scrubbing machine fitted with a nylon brush or bonnet to work the solution into the carpet and produce light foam which holds the soil).</li><li>5. Operate the machine going first across the room, then diagonally opposite, i.e. north to south, then east to west.</li><li>6. Let the carpet dry.</li><li>7. Dry vacuum the carpet to remove the encapsulated soils.</li><li>8. Re-open area to traffic.</li></ol>
----------------	----------------------------------------------------------------------------------------------------------------------------------------------------------------------------------------------------------------------------------------------------------------------------------------------------------------------------------------------------------------------------------------------------------------------------------------------------------------------------------------------------------------------------------------------------------------------------------------------------------------------------------------------------------------------------------------------------------------------------------------------------------------------------------------------------------------------------------------------------------------------------------------------------------------------------------------------------------------------------------------------------

**Note:** Do not mix any other chemical, such as deodorisers with ALL ROUND.

#### Hazard Statement

H319: Causes serious eye irritation

H315: Causes skin irritation.

#### Prevention

P102: Keep out of reach of children.

P264: Wash affected areas thoroughly after handling.

P280: Wear protective gloves, protective clothing and eye or face protection.

Version: 3 Page 2 of 2

Research Products recommends you obtain and read the Safety Data Sheet (SDS) before using any product, available from [www.oateslaboratories.com.au](http://www.oateslaboratories.com.au).

This Product Information Sheet is offered without guarantee as the conditions and method of application of this product are beyond our control.



**E.D. Oates Pty Ltd** ABN 61 004 329 462

13-21 Maygar Boulevard, Broadmeadows VIC 3047

Customer Service: 1300 669 686 | Website: [www.oateslaboratories.com.au](http://www.oateslaboratories.com.au)

Oates is a division of GUD Holdings Ltd (ABN 99 004 400 891)